



2024年第三季法人說明會

Investor Relationship Presentation

TWSE 5608
2024/9/6

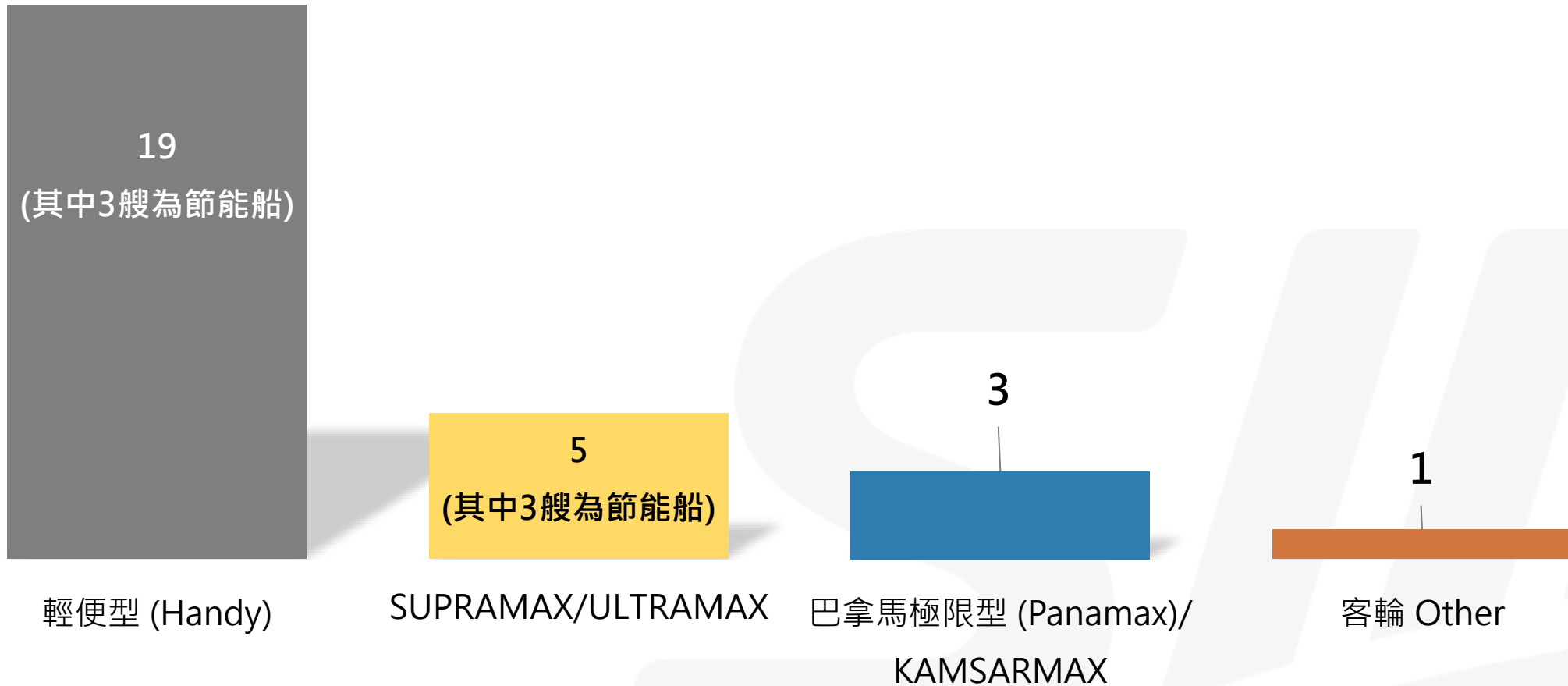
四維航業股份有限公司

免責條款

- 一. 對於經由本簡報內連結之其他網站而取得之資訊或建議，不擔保其為完全正確無誤。四維航業股份有限公司對於本簡報所提供之資訊或建議有權隨時修改或刪除的權利。
- 二. 若因任何資料之不正確或疏漏所衍生之損害或損失，四維航業股份有限公司將不負法律責任。是否經由本簡報使用下載或取得任何資料，應由您自行考量且自負風險，因任何資料之下載而導致您電腦系統之任何損壞或資料流失，您應負完全責任。
- 三. 本簡報所用的資料、商標、標誌、圖像、短片、聲音檔案、連結及其他資料等（以下簡稱「資料」），只供參考之用。
- 四. 本簡報所使用之所有內容，包括但不限於著作、圖片、資訊、資料，均由四維航業股份有限公司或其他權利人擁有其智慧財產權。任何人不得逕自使用、修改、重製、公開播送、改作、散布、發行、公開發表、進行還原工程、解編或反向組譯。若您欲引用或轉載前述內容，必須依法先取得四維航業股份有限公司或其他權利人之事前書面同意，並請註明資料來源同時確保資料之完整性，不得任意增刪。尊重智慧財產權是您應盡的義務。

1. There is no guarantee that the information or suggestions obtained through other websites linked in this newsletter are completely correct. Shih Wei Navigation Co., Ltd. has the right to modify or delete the information or suggestions provided in this newsletter at any time.
2. Shih Wei Navigation Co., Ltd. will not be liable for any damages or losses resulting from incorrect or omission of any information. Whether to download or obtain any information through the use of this presentation is your own consideration and at your own risk. Any damage to your computer system or loss of data caused by the download of any information should be fully responsible for you.
3. The materials, trademarks, logos, images, short videos, sound files, links and other materials used in this presentation (hereinafter referred to as "data") are for reference only.
4. All content used in this newsletter, including but not limited to, works, pictures, information, and materials, is owned by Shih Wei Navigation Co., Ltd. or other rights holders. No one is allowed to use, modify, reproduce, publicly broadcast, modify, distribute, distribute, publicly publish, perform restoration engineering, decompilation, or reverse assembly. If you want to quote or reprint the foregoing content, you must obtain the prior written consent of Shih Wei Navigation Co., Ltd. or other right holders in accordance with the law, and please indicate the source of the information and ensure the integrity of the information, and no additions or deletions are allowed. Respecting intellectual property rights is your obligation.

現有船隊 Existing Vessels

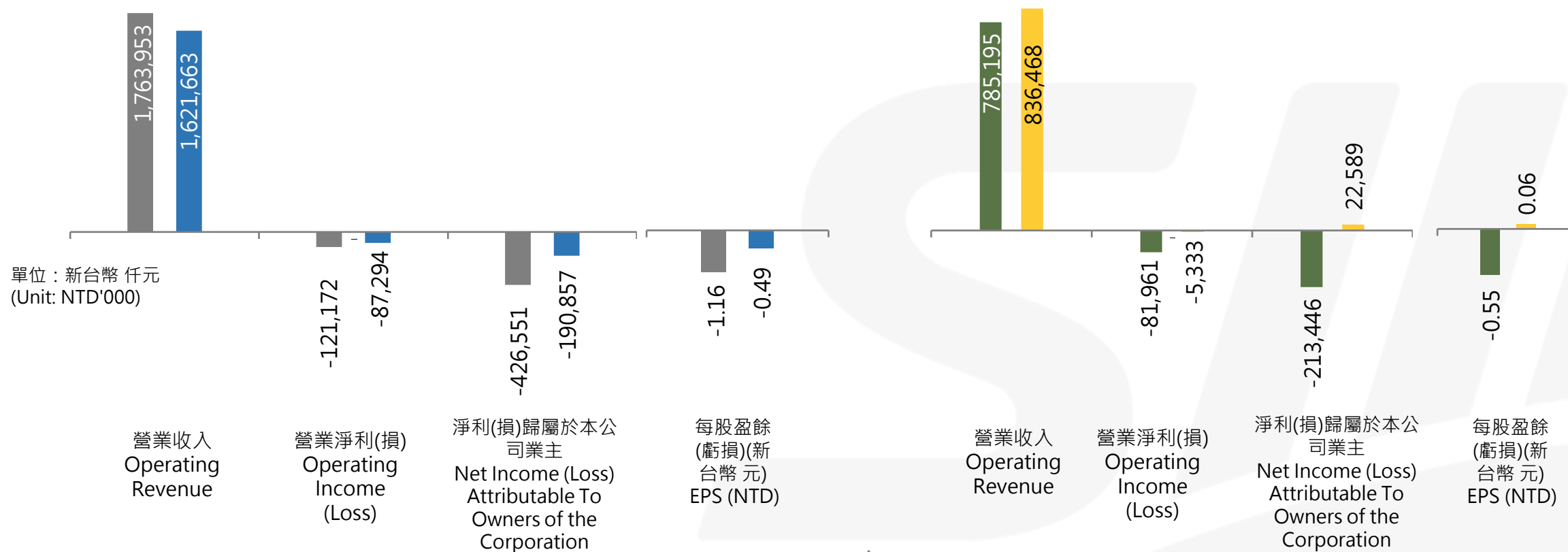


合併綜合損益表

Consolidated Statement of Comprehensive

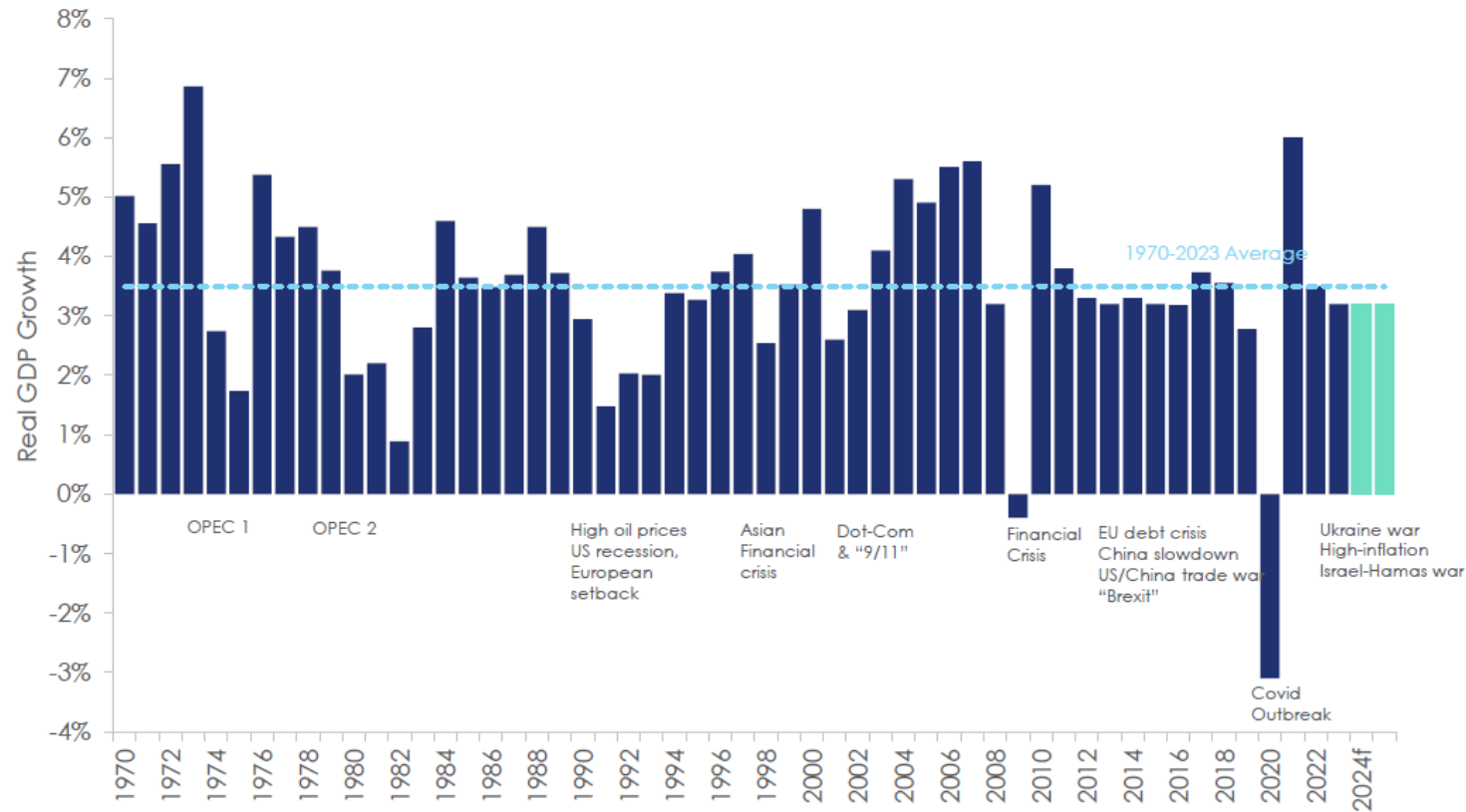
■ 2023年Q2 ■ 2024年Q2

■ 2024年1-3月 ■ 2024年4-6月



全球經濟 World Economic Outlook

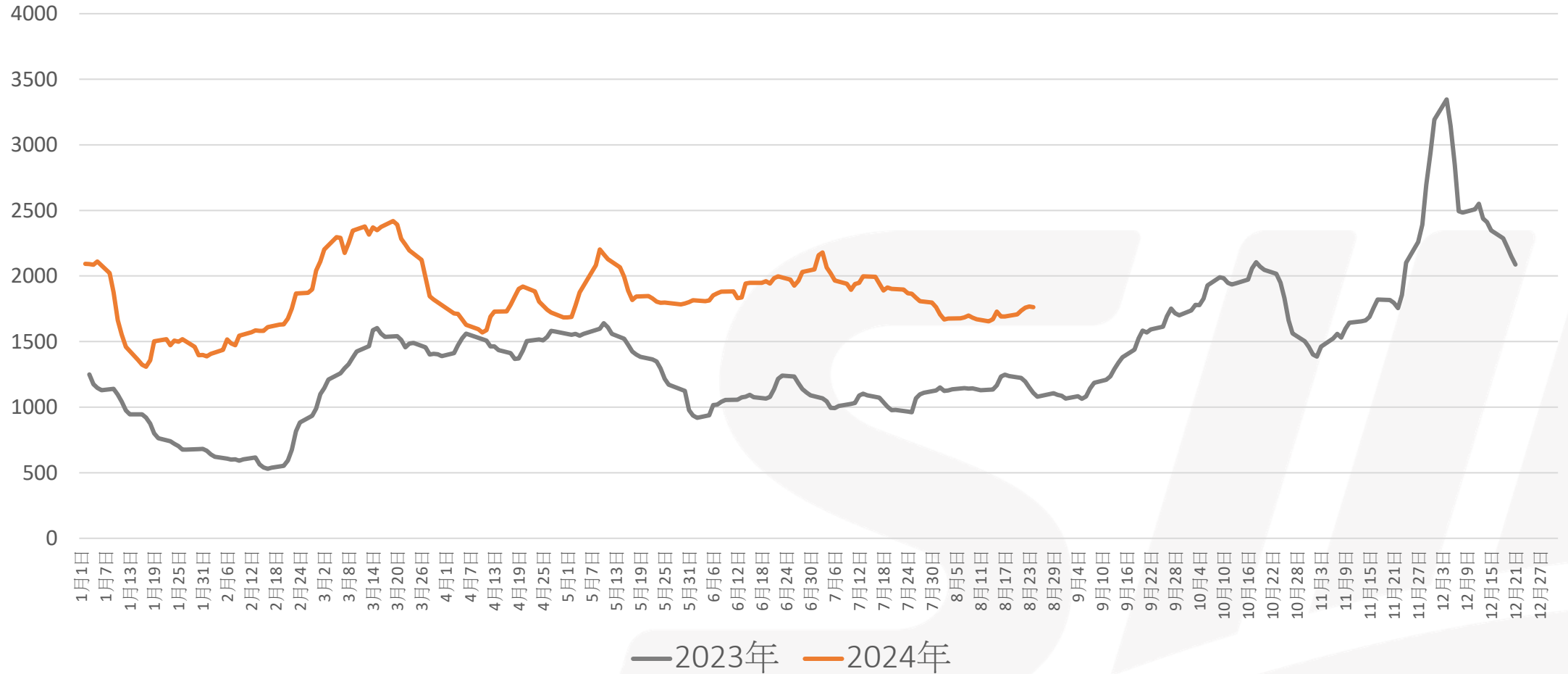
World Real GDP Growth Rate



Source: IMF World Economic WEO Update July 2024

	2022	2023	2024 (f)	2025 (f)
USA	1.9	2.5	2.6	1.9
Euro Area	3.4	0.4	0.9	1.5
Japan	1.0	1.9	0.7	1.0
China	3.0	5.2	5.0	4.5
ASEAN-5	5.5	4.1	4.5	4.6
India	7.2	7.8	7.0	6.5
U.K.	4.3	0.1	0.7	1.5
M.E&C.Asia	5.5	2.0	2.4	4.0
L. America	4.2	2.3	1.9	2.7
Russia	-1.2	3.6	3.2	1.5
WORLD	3.5	3.2	3.2	3.2

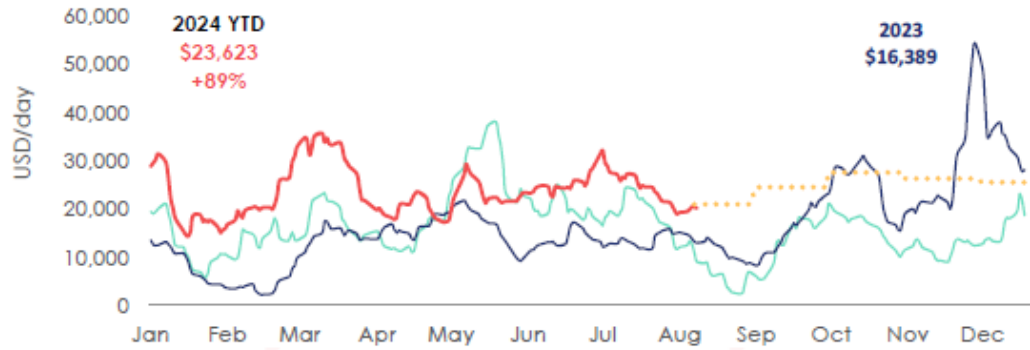
BDI走勢



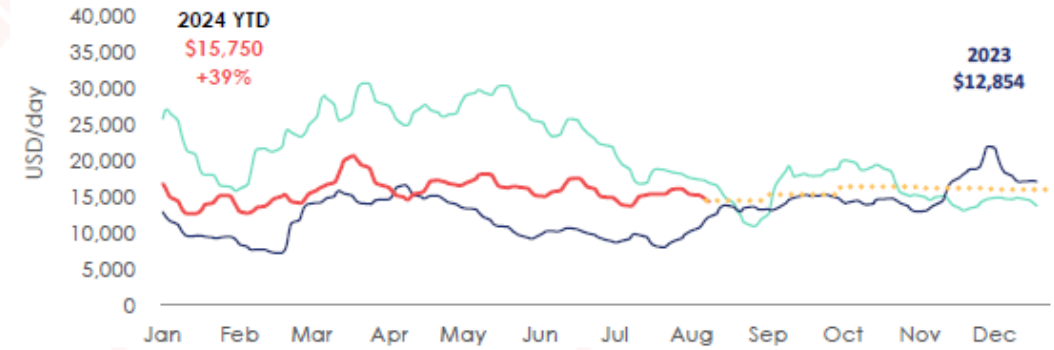
Bulker Spot & FFA Rates

Relatively flat for the sub-cape sector

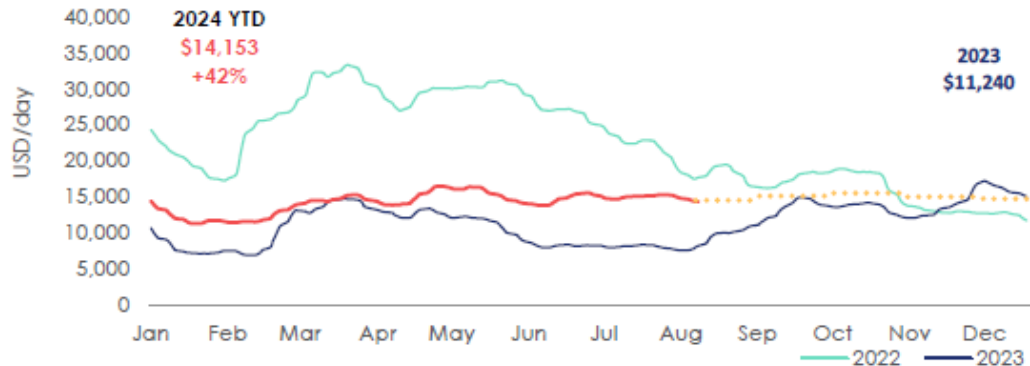
Baltic Capesize 5 TC Average



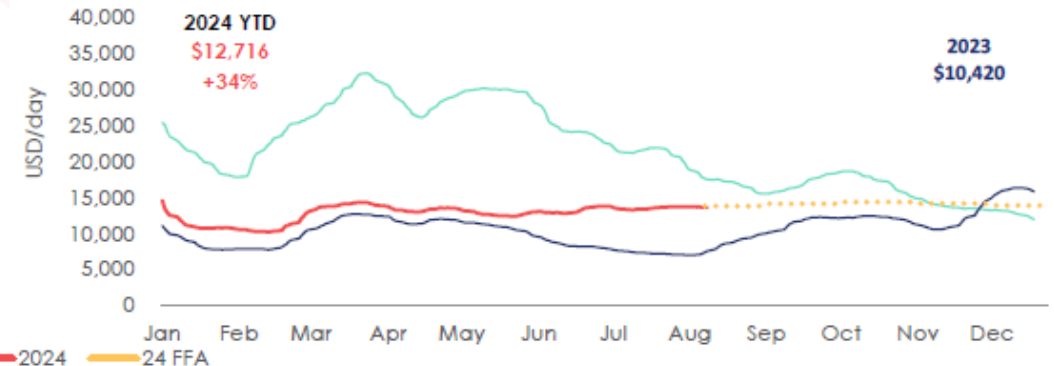
Baltic Panamax 5 TC Average



Baltic Supramax 10 TC Average



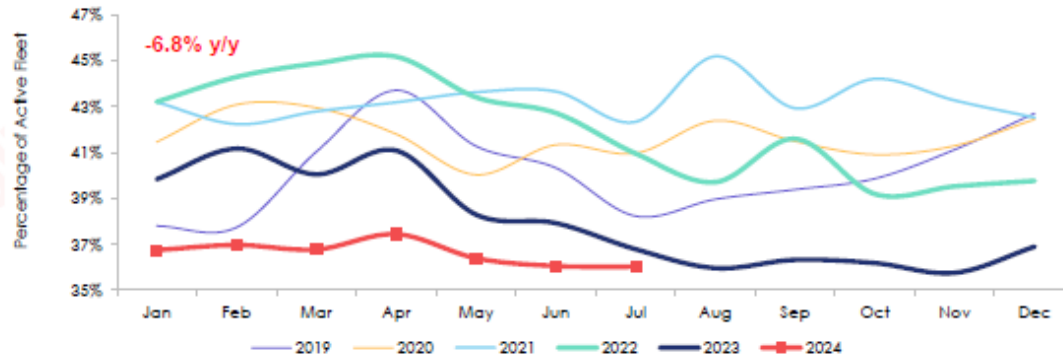
Baltic Handysize 7 TC Average



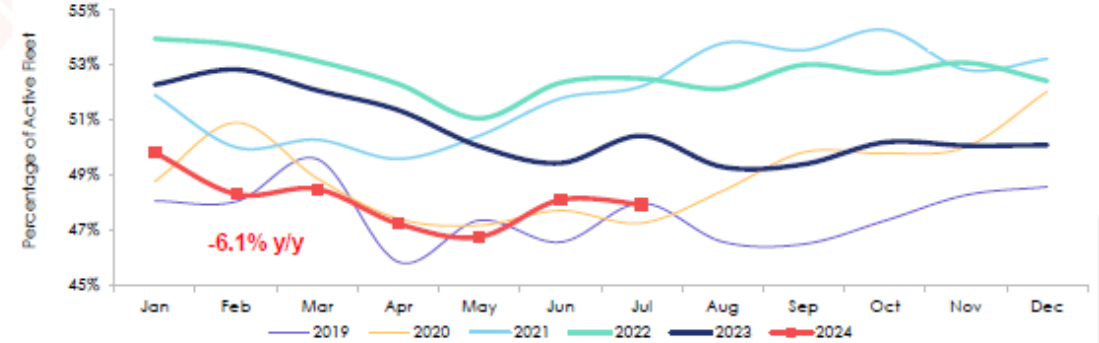
Source: Baltic Exchange

船舶市場(供給面) Dry Bulk Vessel Supply Trend

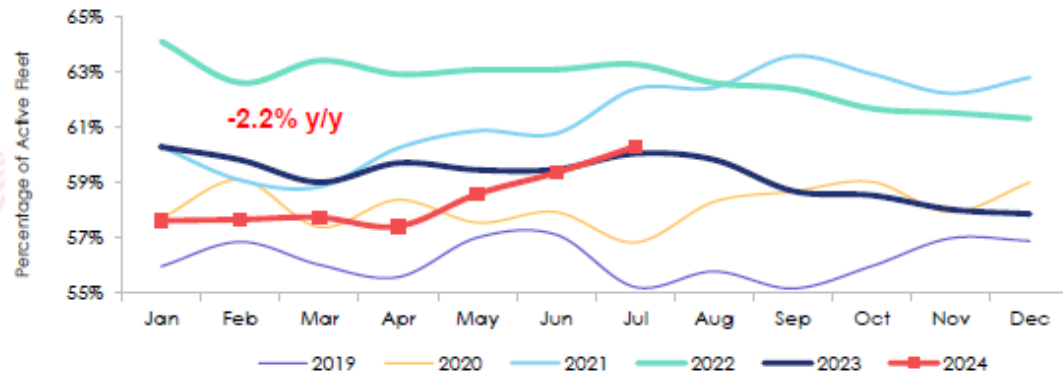
Capesize Stationary Vessels as a % of Active Fleet



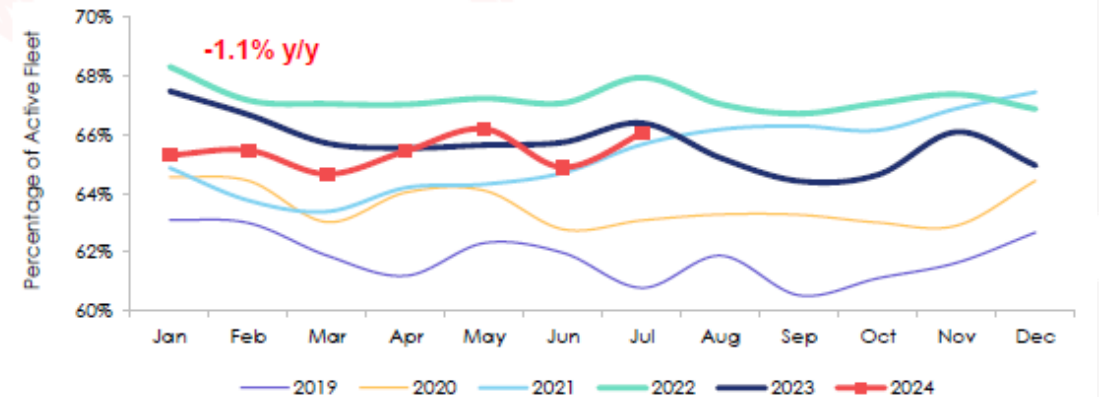
Panamax Stationary Vessels as a % of Active Fleet



Supramax Stationary Vessels as a % of Active Fleet

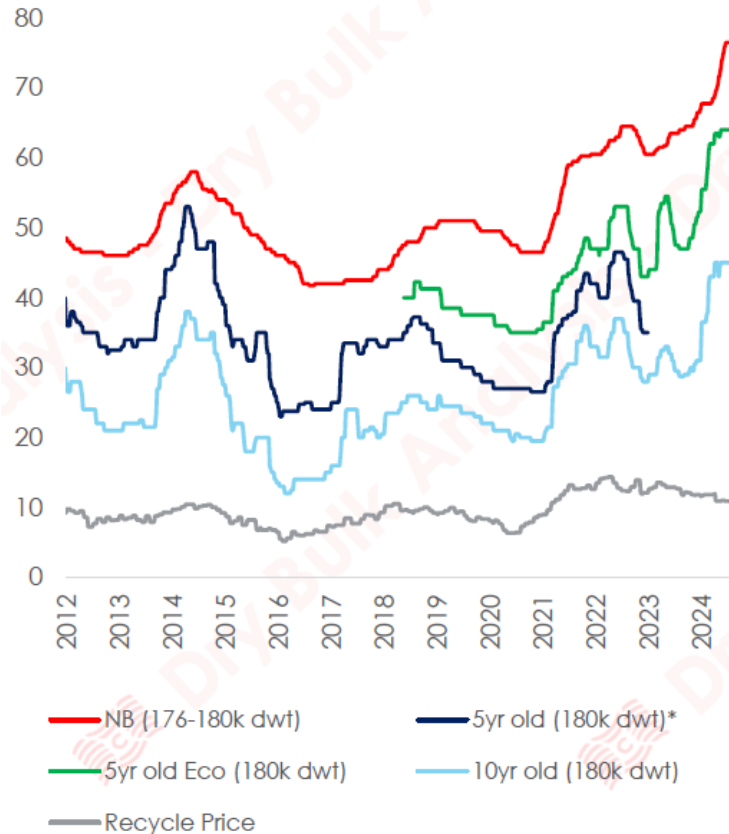


Handysize Stationary Vessels as a % of Active Fleet

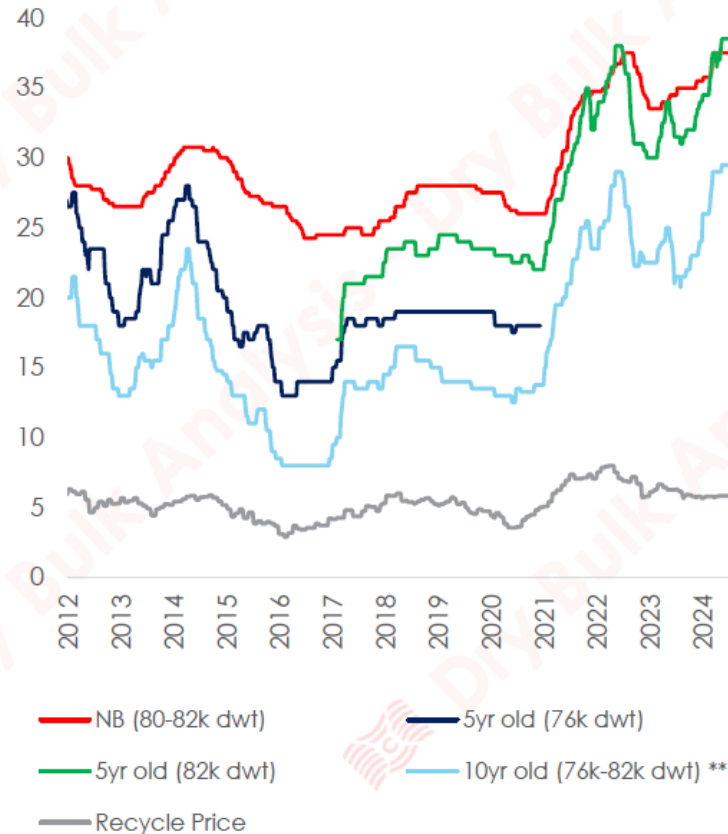


新造船船價走勢 Newbuilding Price Trend

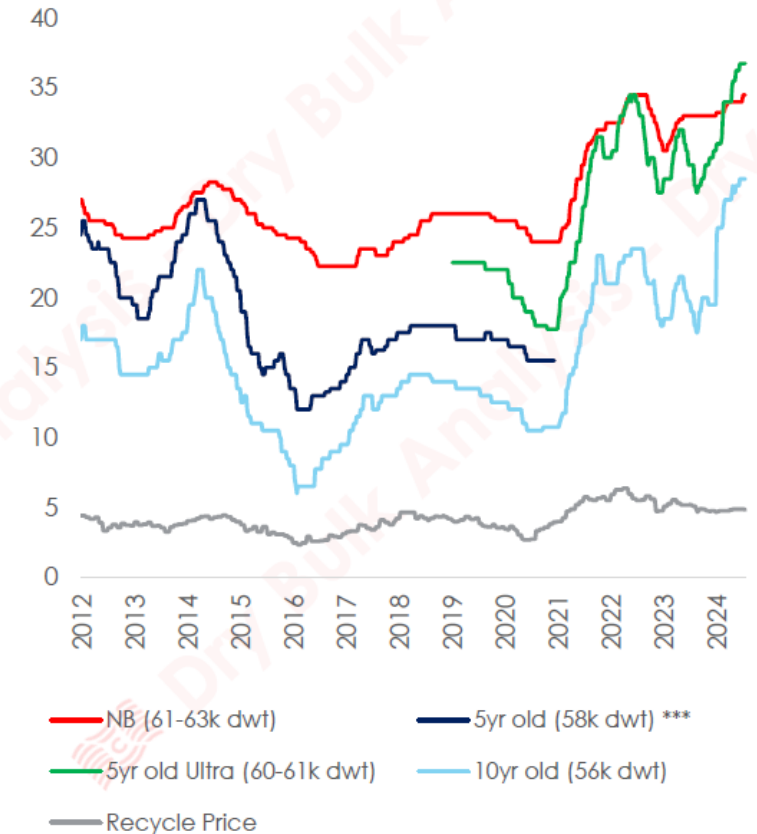
Capesize Asset Values (million USD)



Pmax/Kmax Asset Values (million USD)

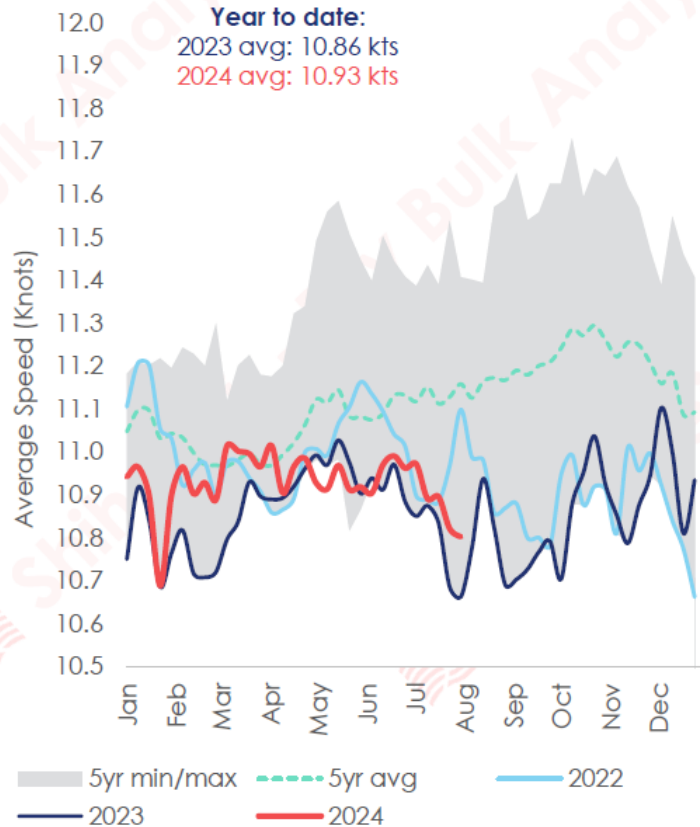


Smax/Ultra Asset Values (million USD)

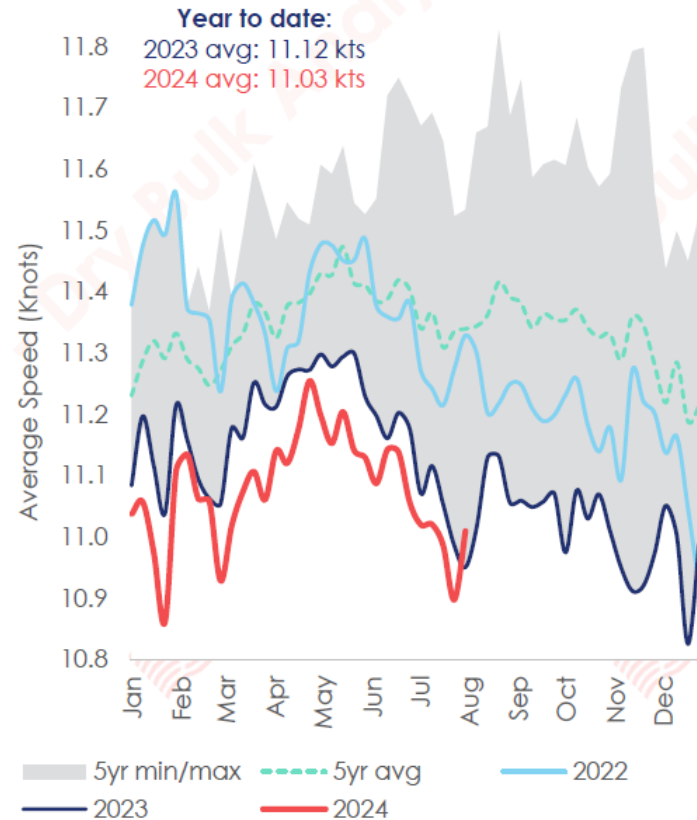


新法規影響 平均船速下降 Bulker Average Speed

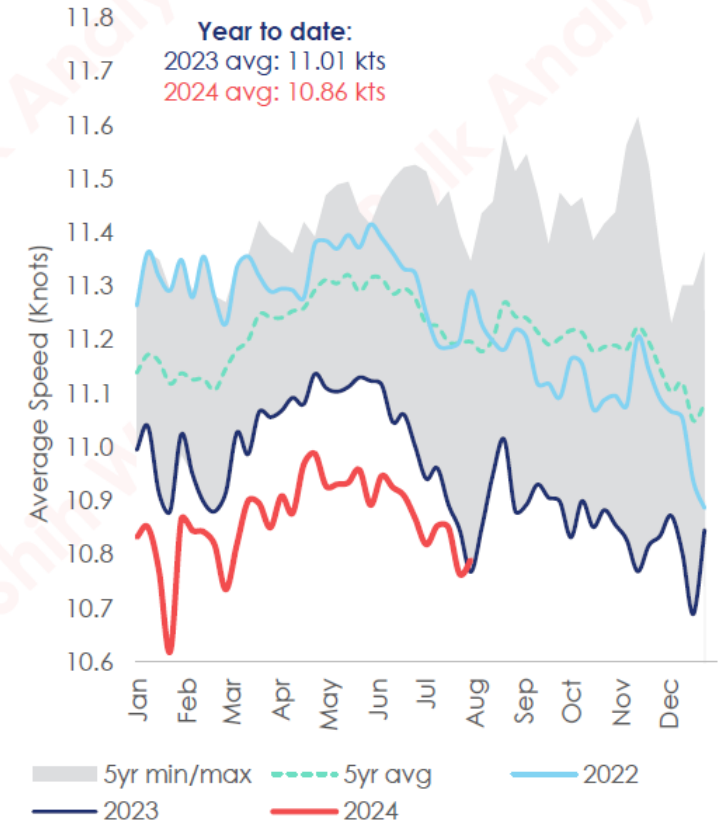
Capesize Bulker Average Speed



Panamax Bulker Average Speed



Supra & Handy Bulker Average Speed



Q & A

投資人聯絡窗口

發言人：許綱倫先生

T. +886(02)8712-1888

M. investor@swnav.com.tw